PRODUCT BULLETIN

Quadro® Comil®

QUADRO® COMIL® OVERDRIVEN SERIES

INNOVATIVE TECHNOLOGY FOR SIZE REDUCTION, DEAGGLOMERATION AND DISPERSION

HIGH CAPACITY
- no restrictions to capacity due to Comil®'s plug feeding capability (no feeding device required)

LOW HEAT
- excellent for milling products with low melting points

LOW DUST
- savings in dust collection/explosion retention devices
- minimal product loss
- environmentally friendly

OPTIMUM PARTICLE DISTRIBUTION
- ability to achieve desired particle granulometry

USER FRIENDLY DESIGN
- quick screen change
- easy clean
- low maintenance
- flexible feeding conditions- manual, mechanical, or pneumatic
- optimum results with plug feeding

VERSATILE
- various screens and impellers with many specialized tools are available to accomplish any process requirements

MEETS cGMP, CE, OSHA AND ATEX

SPECIAL DESIGNS
- pressure vessels
- steam-in-place
- explosion proof
- vacuum option
- USDA approved
- inert milling with controls
- cryogenic mill
- clean-in-place
- high containment mill



197 Quadro® Comil® with user interface and vacuum option shown

QUADRO® COMIL®

Typical Comil® Applications

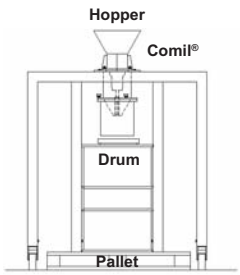

Gravity Feed

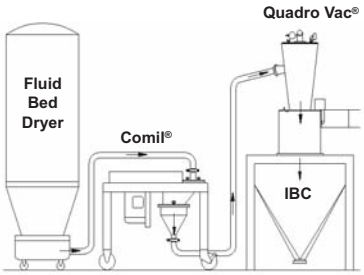

Dry Milling and Conveying

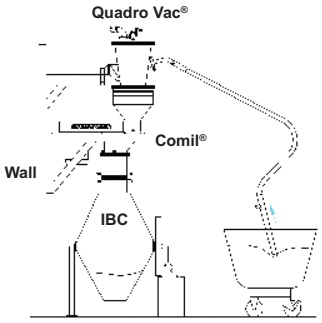

Milling and Blending Application

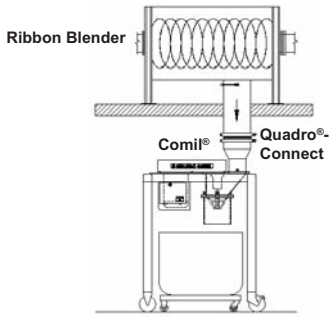

Finishing Application

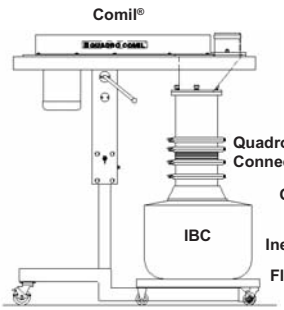

Adjustable Stand

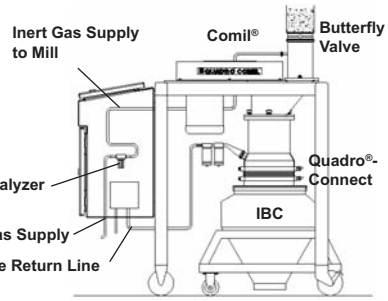

Inert Milling

Quadro's Approach

The infeed product falls into the conical screen chamber. A rotating impeller imparts a vortex flow pattern to the incoming material. The material is then forced to the screen surface by centrifugal acceleration ensuring continuous delivery into the "action zone" between the screen and impeller. In the "action zone" the material is sized and instantaneously discharged through the screen openings. The finished product is discharged at the bottom of the milling chamber. Particle size can be optimized by screen, impeller and speed selection.

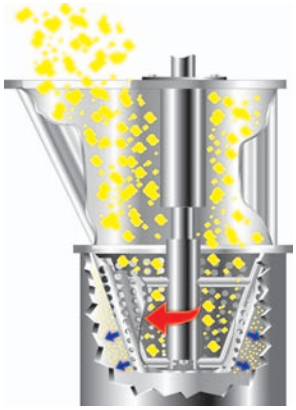

Specifications

Model		197	194	196	198	199
Capacities	lb/hr	up to 800	up to 4000 [3a]	up to 8000 [3b]	up to 16,000 [3c]	up to 32,000 [3d]
	kg/hr	360	1800 [3a]	3600 [3b]	7200 [3c]	14,400 [3d]
Approximate Dimensions	(LxWxH) in.	22.5x12.5x31.6	41.5x27.5x63	50x27.5x68.5	68x35x68	84x46x83
	(LxWxH) mm	572x318x802	1050x700x1620	1270x700x1740	1730x890x1730	2130x1170x2110
Screen Diameter	inches	5	8	12	24	30
	mm	127	203	305	609	761
Power	Hp	2	5	10	20	30
	kW	1.5	4	7.5	15	22
Equipment Scale-up Factor		1	5	10	20	40

(1) Capacities are based on standard pharmaceutical placebo with 3% crystalline cellulose (CMC).
(2) Capacities may vary significantly based on product characteristics, particle granulometry, inlet and discharge conditions. Consult your local representative or Quadro for product testing.
(3) For some products, capacities may reach the following higher limits: (a) 15,000 lb/hr (6800 kg/hr), (b) 35,000 lb/hr (15,900 kg/hr), (c) 60,000 lb/hr (27,000 kg/hr), (d) 120,000 lb/hr (54,500) kg/hr

Try Before You Buy

Determine the exact savings and improvements to your process with free product testing at our R&D Test Centre, or by trying a rental Comil® in your plant. Quadro offers complete engineering/design services to accommodate variable process conditions or requirements.

LOCAL REPRESENTATIVE

QUADRO
Leading Process Equipment Innovation

IDEX SANITARY GROUP

Quadro Engineering Corp.
613 Colby Drive
Waterloo, ON, CA N2V 1A1
T 519-884-9660
F 519-884-0253
sales@quadro.com
www.quadro.com

Quadro (US) Inc.
55 Bleeker Street
Millburn, NJ, USA 07041-1414
T 973-376-1266
F 973-376-3363
sales@quadro.com
www.quadro.com